

SUBJECT: NATIONAL CATEGORISATION SUMMARY REPORT 2016

MEETING: CYP SELECT COMMITTEE

DATE: 11TH FEBRUARY 2016

DIVISION/WARDS AFFECTED: All

1. PURPOSE:

- 1.1 To provide members of the Children and Young People Select Committee with the National Categorisation Summary Report for Monmouthshire Schools 2016.

2. RECOMMENDATIONS:

- 2.1 That the Children and Young People Select Committee receive the National Categorisation Summary Report for Monmouthshire Schools 2016 (Appendix A)
- 2.2 That members of the Children and Young People Select Committee consider the information contained in the report including the current position of our schools and areas for improvement.
- 2.3 That members of the Children and Young People Select Committee use this report to scrutinise the performance of Monmouthshire schools and impact of the Educational Achievement Service and challenge any underperformance.

3. KEY ISSUES:

- 3.1 In September 2014, the Welsh Government implemented a national categorisation model for all schools in Wales.
- 3.2 The purpose of the national categorisation system is to identify schools that are most in need of support, to ensure that support and resources are directed effectively to secure the improvements necessary so that all schools have the capacity to be self-improving and sustainable.
- 3.3 The categorisation process involves the following three 'Steps'.
- Step 1** Performance and Standards
 - Step 2** Self-evaluation and capacity to self-improve in relation to leadership and teaching and learning
 - Step 3** Categorisation and level of support, challenge and intervention

- 3.4 The Welsh Government have worked with schools, local authorities, consortia and trades unions to further strengthen the national categorisation model. As a result revisions have been made to all three Steps for 2016.
- 3.5 Regional and national moderation events have been held to ensure consistency in judgements across Wales. The provisional support category for every Monmouthshire schools has been scrutinised as part of the national moderation process. The categories for all Monmouthshire schools were agreed at national level without change for the second year in succession.
- 3.6 The proportion of Monmouthshire schools placed in a Green or Yellow support category has improved by 13 percentage points compared to 2015. This means that over 70% of our schools are in now Green or Yellow, closing the gap between Monmouthshire, the region and the rest of Wales.
- 3.7 Primary and secondary school outcomes for Steps 1 and 2 shows an improving and upward trend.
- 3.8 Good progress has been made towards addressing priorities identified in 2015. This indicates that the support and intervention in schools over the past year has been effective in improving key areas.

The priority areas for 2016 are:

- standards
- learner outcomes for More Able and Talented (MAT) and eFSM pupils
- outcomes at the higher levels

4. REASONS:

- 4.1 To ensure that the authority embeds arrangements to secure continuous improvement to address areas for further improvement and maximise its contribution to delivering on the council's priority of education of children and young people.

5. RESOURCE IMPLICATIONS:

- 5.1 Actions will be addressed within existing resources

6. SUSTAINABLE DEVELOPMENT AND EQUALITY IMPLICATIONS:

- 6.1 None – This report does not propose a change in policy or service delivery.

7. SAFEGUARDING AND CORPORATE PARENTING IMPLICATIONS

- 7.1 The criteria for national categorisation does not include safeguarding and therefore there are no implications arising from the information provided within this report.

8. CONSULTEES:

8.1 CYP DMT
Cabinet Member

9. BACKGROUND PAPERS:

9.1 None

10. AUTHOR:

10.1 Sharon Randall-Smith

11. CONTACT DETAILS:

Tel: 01633644293

Mobile: 07973884461

E-mail: SharonRandall-Smith@monmouthshire.gov.uk

**NATIONAL CATEGORISATION
SUMMARY REPORT 2016**
(Appendix A)

MONMOUTHSHIRE COUNTY COUNCIL



CYNGOR
monmouthshire
COUNTY COUNCIL
sir fynywy

**ANALYSIS OF NATIONAL CATEGORISATION OUTCOMES
FOR MONMOUTHSHIRE SCHOOLS 2016**

JANUARY 2016

National School Categorisation January 2016

In September 2014, the Welsh Government implemented a national categorisation model for all schools in Wales. The purpose of the national categorisation system is to identify schools that are most in need of support, to ensure support and resources are directed most effectively to secure the improvements necessary in our school system. Support categories for all schools in Wales are reported using the following colours Green, Yellow, Amber and Red, A brief summary can be found in Appendix B.

Following publication of outcomes in January 2015, the Welsh Government have worked with schools, local authorities, consortia and trades unions to further strengthen the categorisation model and as a result a number of revisions have been made to all Step 1 in 2016. There have also been some revisions to Steps 2 and 3 to ensure consistency across Wales along with the establishment of a robust national verification process and a refinement of the colour category definitions to reflect the generic level and type of support a school can expect.

The national categorisation system is based on following three steps:

Step One: Performance and Standards

This step is a data driven element that is provided by Welsh Government based on an agreed set of criteria for both primary and secondary schools.

Revisions to Step 1 for 2016

- The weighting of indicators that underpin the generation of Step 1 for secondary schools has been amended to place a greater focus on the eFSM residual element and a marginally lower focus on the performance of eFSM pupils. This is a minor adjustment and is mitigated by the point detailed below;
- The eFSM target has been set for a 3-year period at school level. This will continue to be a 3-year weighted average but schools will know the target in advance. The target is now set at 30% (2015), 32% (2016) and 34% (2017). The current target is 27.2%;
- The assessment of achievement of the eFSM target has been moved from Step 2 to Step1. This means that any school performing below the eFSM target will automatically be placed in standards group 3. If the other indicators are poor it goes into group 4. If other indicators are good, along with the consortia assessment at Step 2, then a school can be awarded a yellow category at best. Therefore there will be no green schools in Wales who have not met the eFSM target.

Step Two: Self-evaluation and capacity to self-improve in relation to leadership and teaching and learning

Step two is led by consortia and takes into account schools' self-evaluation and capacity to self-improve in relation to leadership and teaching and learning.

Step three: Categorisation and level of support, challenge and intervention

Step three is led by consortia and generates two grades – a letter ‘A-D’ based on a schools’ ability to improve and a coloured support category. The coloured support category for each school triggers a bespoke programme of support, challenge and intervention. The support category is also used to plan and deploy additional resources.

School Categorisation - National Regional and National Moderation

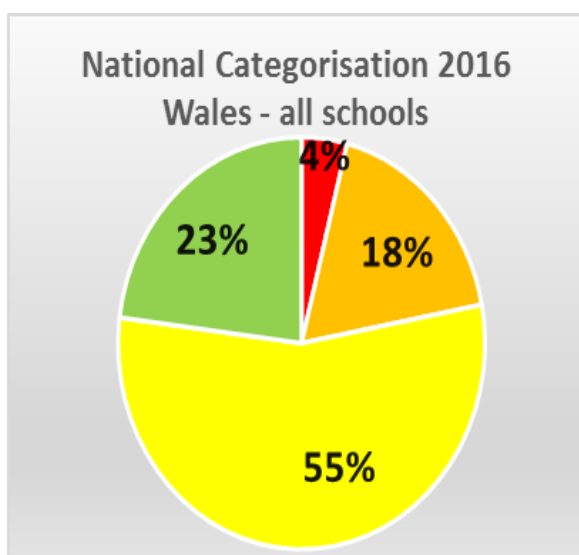
In the SE Wales Consortium the EAS carried out a rigorous process of categorisation with all schools in the region. Almost all Monmouthshire schools received a provisional categorisation by the end of October 2015. The category for every school has been scrutinised, considered and confirmed through the regional moderation process. The provisional categorisation for all Monmouthshire schools has been confirmed as accurate as a result of this process.

Nearly all Monmouthshire schools agreed with the overall categorisation discussed with their Challenge Adviser. Only two schools in the county submitted a ‘Disagreement Form’ to the Education Achievement Service to appeal against the overall categorisation following the agreed Appeals Procedure. The Appeal Panel did not uphold the appeal from either school with overall categorisation remaining unchanged.

The provisional support category for every Monmouthshire schools has been scrutinised as part of the national moderation process. The categories for all Monmouthshire schools were agreed without change for the second year in succession and are included in Appendix C.

National Categorisation Outcomes January 2016

All Schools



- In 2016, 78% of schools are categorised as Green or Yellow across Wales.
- The greatest proportion of schools are Yellow for the second year in succession.
- The proportion of schools categorised as Red has fallen by 1 percentage point compared to 2015.
- Less than a third of schools in Wales are Amber or Red, a reduction of 12 percentage points.
- The proportion of schools categorised as Green schools has increased by 8 percentage points

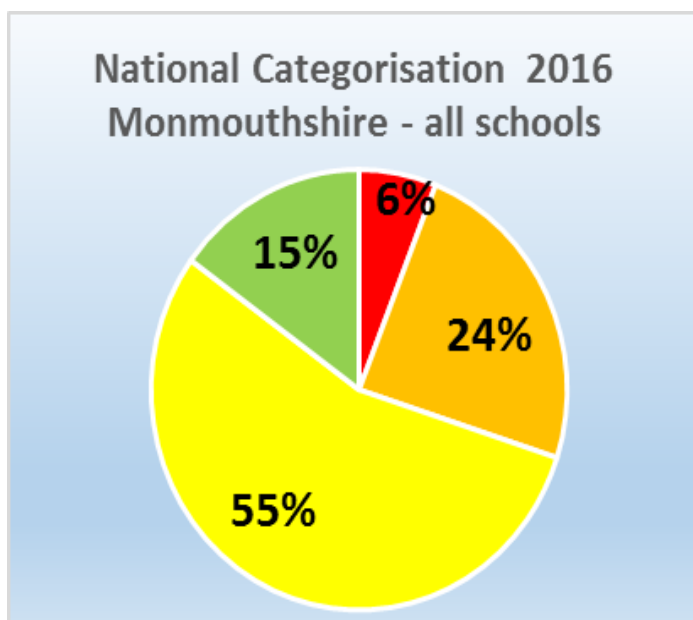
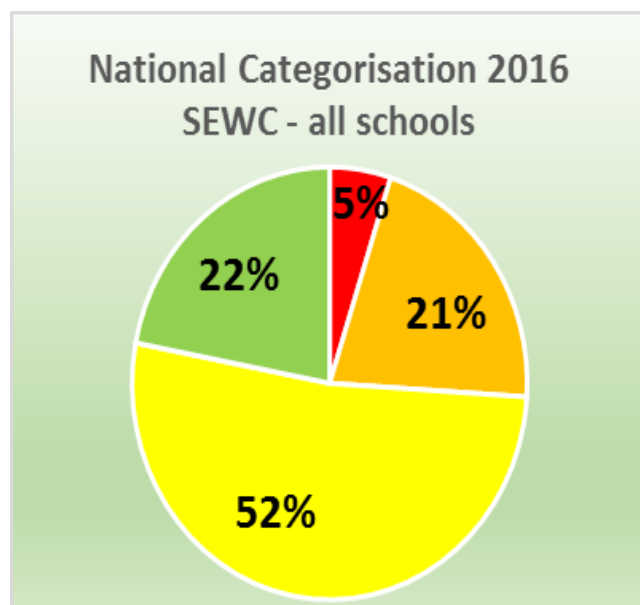
Support Category	Number of schools
Red category schools	58
Amber category schools	302
Yellow category schools	835
Green category schools	333

(1,528 schools in total – not including Special Schools or PRUs)

- Categorisation across the SEWC region is very similar to the picture across Wales with the majority of schools placed in the Yellow support category.
- 74% of schools are Green or Yellow in 2016, an increase of 20 percentage points across the region from 2015.
- However, the proportion of schools in Red and Amber is 4 percentage points higher compared to Wales

Support Category	Number of schools
Red category schools	11
Amber category schools	46
Yellow category schools	121
Green category schools	53

(233 schools in total– not including Special Schools or PRUs)



Support Category	Number of schools
Red category schools	2
Amber category schools	8
Yellow category schools	19
Green category schools	5

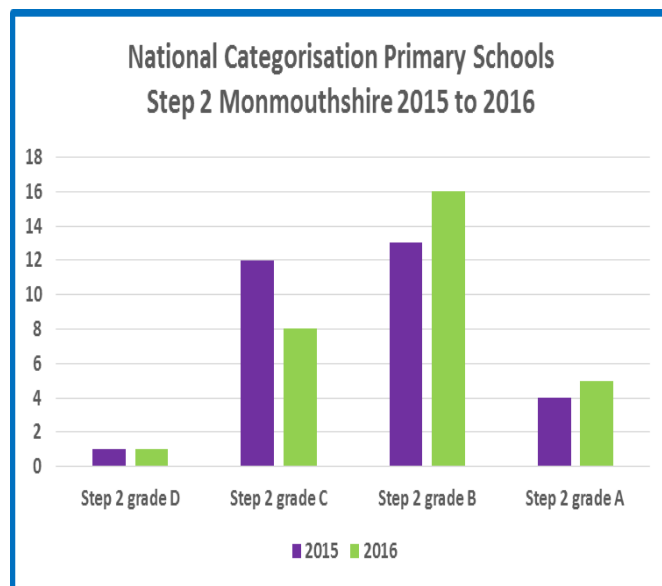
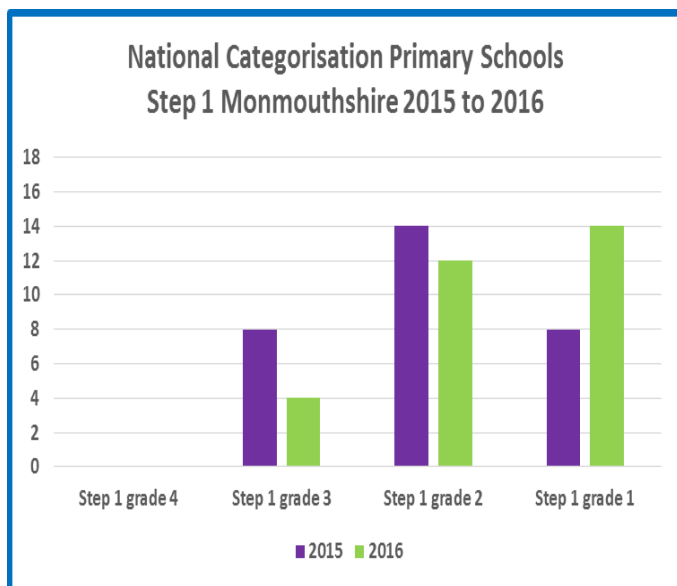
(34 schools in total– not including Special Schools or PRUs)

- Overall, the proportion of schools placed in a Green or Yellow category across Monmouthshire is 13 percentage points higher compared to 2015. This is a similar increase compared to Wales but less than that across the region.
- At 70%, over third of our schools are now in a Green or Yellow category.
- The proportion of Green schools in Monmouthshire has increased by 7 percentage points compared to 2015 and is greater than the increase across the region.
- Less than a quarter of our schools are categorised as Amber with 2 schools (6%) categorised as Red.
- The proportion of Red category schools remains similar to the previous year and is a reflection of changes to Welsh Government criteria and leadership in schools. Our Red schools this year are not the same as in 2015.
- The greatest improvement in 2016 has been in the number of schools moving from Amber to Yellow (5 schools in total) over the last year.
- This year seven schools met almost all of the criteria to move up to a higher category. This suggests that Monmouthshire will continue to increase the proportion of schools in Green and Yellow in 2017.

National Categorisation in Monmouthshire Primary Schools 2016

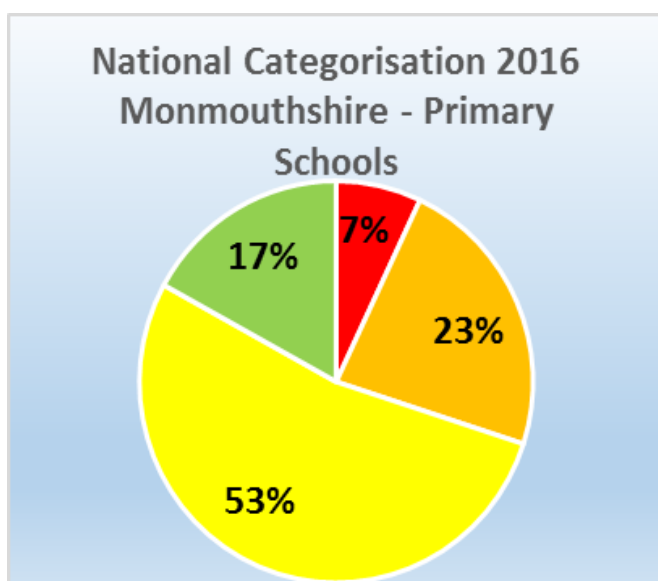
Step 1 Performance and Standards

Step 2 Self-evaluation and capacity to improve



In 2016, Monmouthshire's primary school outcomes for Step 1 and 2 shows an improving and upward trend.

- Compared to 2015, only four schools are in group 3 for standards and 14 are in group 1.
- Overall, 26 of our primary schools (80%) are now in group 1 or 2
- There are no schools in group 4 for step 1 for the second year in succession.
- There has been a 13 percentage point increase in the proportion of primary schools placed in group A and B for Step 2. This means that 70% are either in group A or B.
- There is only one school in group D in 2016 and this is a different school than in 2015.



- As a result of the upward trend at Steps 1 and 2, the overall support category picture shows an upward trend from 2015.
- The greatest improvement has been in schools moving from Amber to Yellow over the last year.
- 70% of primary schools are now in a Green or Yellow category. This is below overall figures for the region and Wales.

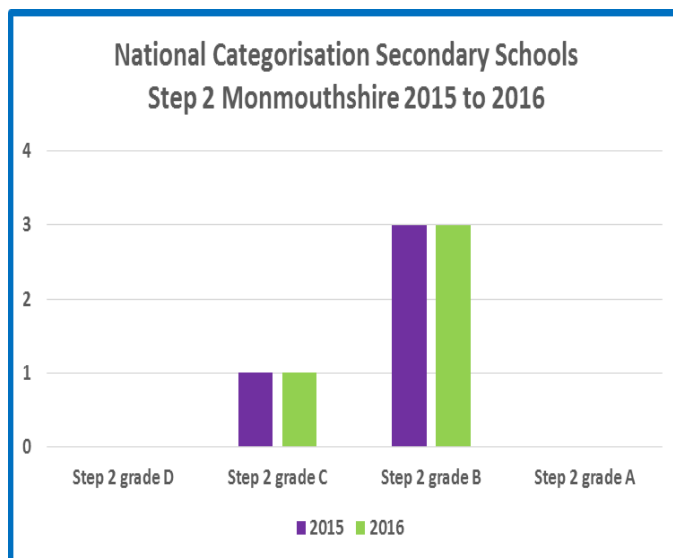
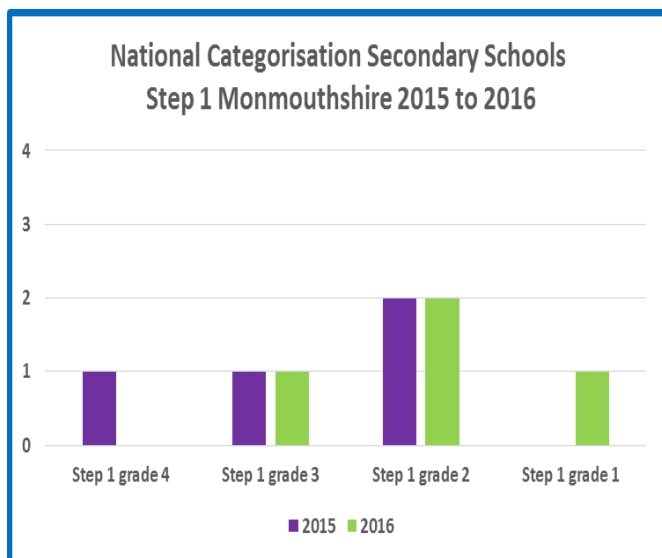
Support Category	Number of primary schools
Red category schools	2
Amber category schools	7
Yellow category schools	16
Green category schools	5

(30 schools in total)

National Categorisation in Monmouthshire Secondary Schools 2016

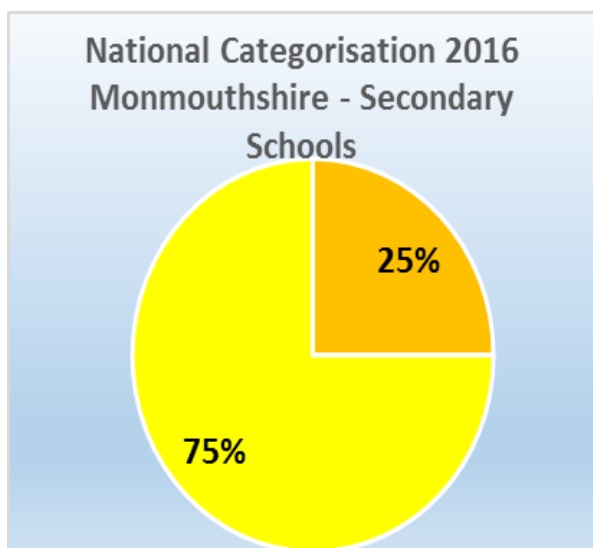
Step 1 Performance and Standards

Step 2 Self-evaluation and capacity to improve



In 2016, Monmouthshire’s secondary school outcomes for Step 1 shows an improving and upward trend and Step 2 has remained consistent.

- The majority of our secondary schools are in group 1 or 2 at Step 1.
- There are no schools in the lowest group 4.
- One school is in the highest group 1 for the first time in 2016.
- There are no schools at Step 2 with a grade D for the second year in succession
- 75% of secondary schools are at grade B for Step 2 for the second successive year
- There are no schools with a grade A for the second year.



- There has been no change to the overall categorisation picture for Monmouthshire secondary schools over the last year.
- At 75%, the proportion of Yellow schools is significantly greater than across the region and nationally.
- The proportion of Amber schools is lower than in Wales and across the region.
- There are no Green secondary schools in Monmouthshire this year compared to 3% in SEWC and 18% across Wales.
- There are no Red secondary schools in the county for the second year.

There have been no changes to Step 2 of the support category for the Monmouthshire Pupil Referral Unit or for MHSS. The figures are not included in comparative data.

Support Category	Number of secondary schools
Red category schools	0
Amber category schools	1
Yellow category schools	3
Green category schools	0

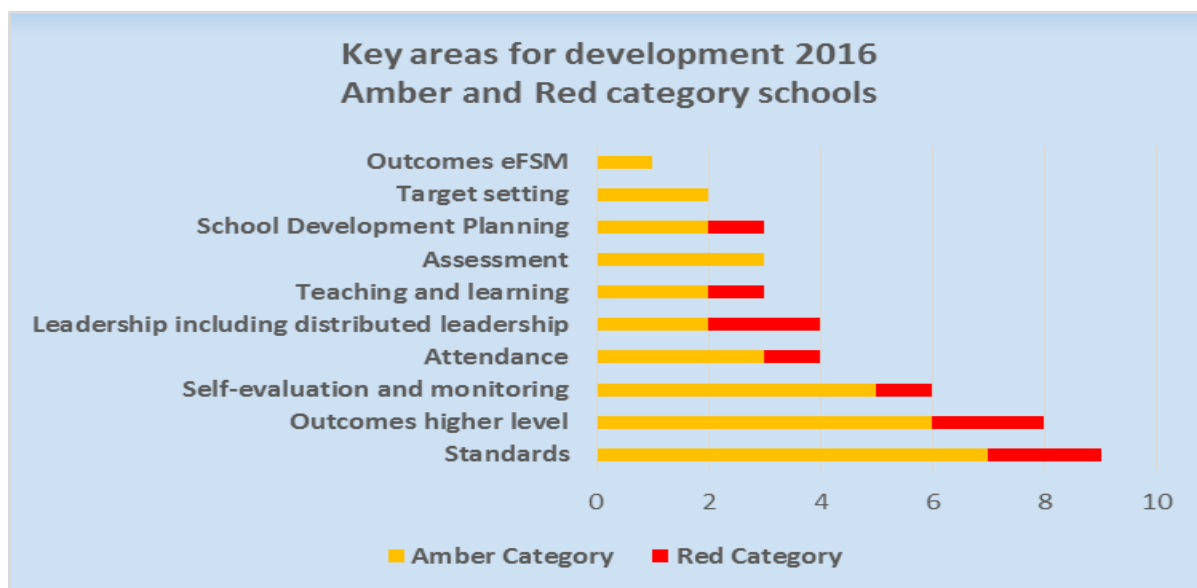
(4 schools in total)

Emerging Priorities for schools with Support Plans and Intervention Plans

There are seven common priorities identified across the support and intervention plans in place in Monmouthshire schools. All Amber schools have an agreed support plan which identifies the key areas for development and the support the school will receive. All red schools have an intervention plan, or for schools who have been inspected, an LA Statement of Action.

All plans contain detailed actions, support, success criteria and timescales to address key areas.

Analysis of key priorities in current support and intervention plans identify the following ten main areas:



There are significantly fewer schools in 2016 with school development planning, self-evaluation and teaching and learning identified as key priorities compared to 2015. This indicates that the support and intervention in schools over the past year has been effective in improving these key areas.

The emerging priorities for 2016 are:

- standards
- learner outcomes for More Able and Talented (MAT) and eFSM pupils
- outcomes at the higher levels

These key areas will direct the work and time of the Challenge Advisers over the next three terms. In order to ensure schools access appropriate time and support, Challenge Advisors have allocated a proportionate time to schools to reflect the level of intervention and support required based on the overall categorisation.

In the majority of these schools, work is already underway to address the key areas for development. The expectation is that with bespoke support, the majority of Amber schools will build the capacity to secure a Yellow categorisation by January 2017. In a few of our schools, an extended period of support may be required to secure the necessary improvements.

Next Steps

The Local Authority will monitor the progress of each school, at least once each term, in addressing the key areas for development.

Our evaluation of the progress made by each school will be a key part of our scrutiny of the commissioned service provided by the Educational Achievement Service.

Appendix B

School Categorisation Summary 2016

Green Schools

- Track record in sustaining high level of learner outcomes
- Demonstrate excellence at all level
- Challenged to move towards or sustain excellence

Yellow Support Schools

- Good levels of learner outcomes in key performance indicators
- Understand and take action to address most areas needing improvement
- Many aspects of the performance are self-improving

Amber Support Schools

- Do not know and understand all of the areas in need of improvement
- Many aspects of performance are not improving quickly enough
- Will receive tailored challenge and intervention
- At risk of dropping into a red level of support if insufficient progress is made or sustained

Red Support Schools

- Experiencing a decline in key aspects of their performance
- Will receive intensive support
- Statutory powers may be used by the local authority
- Subject to intervention by the local authority and regional consortia

Appendix C

Monmouthshire School Categorisation 2016

Monmouthshire Primary Schools

School Name	Standards	Capacity	Overall Categorisation
Archbishop Rowan Williams CiW	2	B	Yellow
Cantref Primary	1	A	Green
Castle Park Primary	2	C	Amber
Cross Ash CP	2	B	Yellow
Deri View Primary*	1	B	Yellow
Dewstow Primary	3	C	Amber
Durand Primary	2	B	Yellow
Gilwern CP	1	A	Green
Goytre Fawr Primary	1	A	Green
Kymin View Primary	1	B	Yellow
Llandogo CP	3	C	Amber
Llanfair Kilgeddin CiW VA			
Llanfoist Fawr Primary	1	B	Yellow
Llantilio Pertholey CiW Primary	2	C	Amber
Llanvihangel Crucorney CP	1	B	Yellow
Magor VA Primary	1	C	Amber
Osbaston CiW Primary	1	B	Yellow
Our Lady and St Michael's	3	D	Red
Overmonnow CP*	2	C	Amber
Pembroke Primary*	2	C	Red
Raglan VC Primary	2	B	Yellow
Rogiet CP	2	B	Yellow
Shirenewton Primary	1	A	Green
St Mary's RC Primary	1	B	Yellow
The Dell Primary	2	B	Yellow
Thornwell Primary	1	B	Yellow
Trellech CP	1	A	Green
Undy CP	2	B	Yellow
Usk CiW Primary	1	B	Yellow
Ysgol Y Fenni	2	B	Yellow
Y Ffin	3	C	Amber

Monmouthshire Special School and PRU

School Name	Standards	Capacity	Overall Categorisation
Monmouthshire PRU	NA	B	Yellow
Mounton House Special School	NA	D	Red

Monmouthshire Secondary Schools

School Name	Standards	Capacity	Overall Categorisation
King Henry VIII Comprehensive School	3	C	Amber
Caldicot School	2	B	Yellow
Chepstow Comprehensive School	1	B	Yellow
Monmouth Comprehensive School	2	B	Yellow